ERV EC DR 120

Energy Recovery Ventilator

ERV EC DR 120 is a complete whole house ventilation system designed to bring a continuous supply of fresh air into the house while exhausting an equal amount of stale air.
Five year warranty.



Casing

- Steel casing is covered with high-quality multilayer aluminum and zinc alloy to prevent corrosion.
- The casing is equipped with a switch to turn the ventilator off when the service panel is opened.

Filter

- Washable MERV 6 air filters in exhaust and supply air streams.
- Optional supply: anti grease aluminum filter.

Fans

- High efficient electronically commutated motors with external motor and impeller with forward curved blades. EC motors are featured with high performance and total speed controllable range. The electric motors and impellers are dynamically balanced.

Energy Recovery Core

- Enthalpic core provides both heat&humidity recovery. For enthalpic core no drain required.



Defrost System

- Recirculation or only exhaust defrost modes are available.

Suitable for

- Bathroom / kitchen / apartments / cottages / small offices.

Constant Flow

- **ERV EC DR 120 CF** has an automatic constant air flow control function to keep the air flow in supply and exhaust air ducts constant even in case of variable air resistance.
- This function is provided with the integrated air flow control units. The electronic sensors convert the actual air flow to the analogue signal that is proportional to the air flow in the air duct. These signals are transmitted to the controller that controls the rotation speed of a respective fan in such a way that the actual rotations speed is equal to the set value.

Manual Balancing

- Manual balancing is a standard balancing system. Fan speed manually adjusted by operating on units controller (built-in control board with independent fan speed adjustment 0 %-100 %).

Control Board

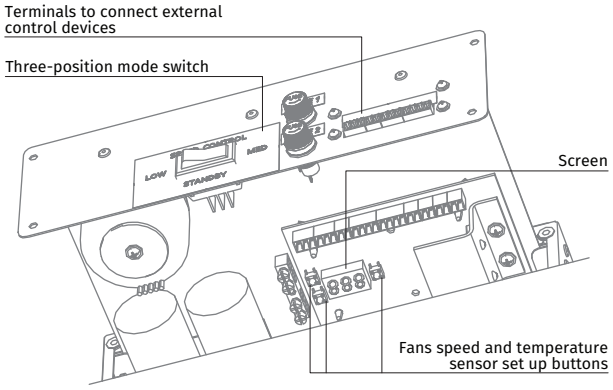

- The unit incorporates an integrated control system with following functions:
  - Operation mode switch.
  - Air flow balancing enabled by supply and exhaust fan independent speed adjustment from 0 to 100 % (percentage is displayed on built-in screen).
  - Automatic recovery core frost protection.
  - External control device connection (up to 5 at the same time).

MODEL	QUANTITY	COMMENTS	PROJECT
			location:
			architect:
			engineer:
			contractor:
			submitted by:

Dimensions

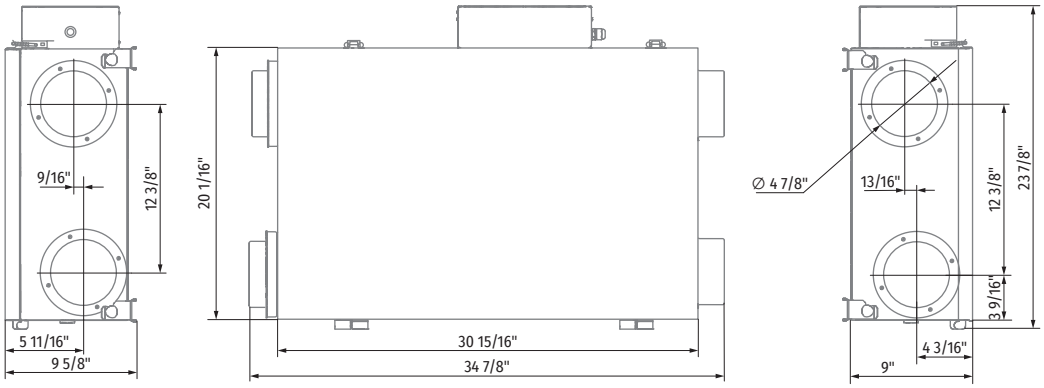

Technical Data

External Static Pressure		Net Supply Air Flow		Gross Air Flow				Power*
				Supply		Exhaust		
Pa	in WG	l/s	CFM	l/s	CFM	l/s	CFM	Watts
25	0.1	71	150	73	155	69	146	128
50	0.2	68	144	69	146	66	140	124
75	0.3	66	140	67	142	63	133	119
100	0.4	63	133	65	138	61	129	115
125	0.5	61	129	63	133	58	123	111
150	0.6	59	125	60	127	55	117	107
175	0.7	56	119	58	123	52	110	101
200	0.8	53	112	54	114	49	104	96

*-not HVI-certified

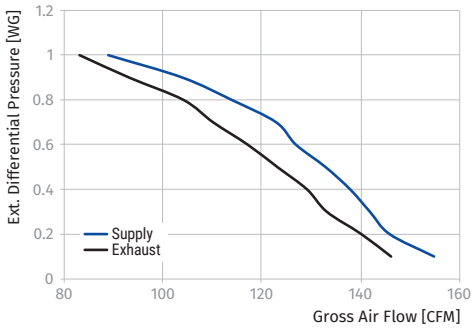

Energy Performance

Temp Mode	Supply Temp [°C]	Supply Temp [°F]	Net Air Flow [l/s]	Net Air Flow [CFM]	Watts	SRE	ASRE	Latent Recovery / Moisture Transfer	TRE	ATRE	VLTVR Supply	VLTVR Exhaust	Very Low Temp Air Flow Imbalance
Heating	0	32	24	51	18	71	74	0.55					
	0	32	30	64	24	70	72	0.50					
	0	32	47	100	50	65	69	0.41					
	-25	-13	26	55	53	48	50	0.36			22.4	19.8	96.7
Cooling	35	95	24	51	20			0.40	49	50			
	35	95	30	64	26			0.41	47	49			

Model	Volts	Max. Watts	Max. Amps
ERV EC DR 120	120 V, 60 Hz	128	2.5

