VENTS-US

PRODUCT SPECIFICATIONS

AIRLITE HRV 13 EC, HRV 17 EC

HEAT RECOVERY VENTILATORS FOR COMMERCIAL APPLICATIONS

CASING

Steel casing is covered with high quality multilayer aluminium and zinc alloy to prevent corrosion. The casing is equipped with a switch to turn the ventilator off when the service panel is opened. Service access from both left and right side. For outdoor installation the roof is necessary (optional).

HEAT RECOVERY CORE

Unique plate heat exchanger is made of polystyrene and designed for high-efficient heat recovery. The stainless steel drain pan is located on the inlet and outlet sides.

FANS

The unit is equipped with supply and exhaust centrifugal fans featuring backward-curved blades and advanced EC (Electronically Commutated) motor technology. These fans deliver superior energy efficiency and precise speed control. They come with built-in thermal overheating protection and an automatic restart function, ensuring consistent and reliable performance. Additionally, both the electric motors and impellers are dynamically balanced to minimise noise and vibration, providing smooth and efficient

DEFROST SYSTEM

Fan stop defrost system is activated when the outdoor temperature falls below 23° F (-5° C).

FILTER

Washable MERV 6 air filters in exhaust and supply air streams.
Filters MERV 8, MERV 13 optional.

HRV 13 EC

Additional Air Pressure Drop with optional filters			
Filter type	Airflow CFM		
	200	400	600
MERV 8	0,02	0,04	0,06
MERV 13	0,15	0,30	0,40

HRV 17 EC

Additional Air Pressure Drop with optional filters			
Filter type	Airflow CFM		
	300	600	900
MERV 8	0,03	0,06	0,08
MERV 13	0,2	0,40	0,53

CONTROL

The unit incorporates an integrated automation and control system with following functions:

- Operation mode switch.
- Airflow balancing by supply and exhaust fan independent speed adjustment.
- Automatic recovery core frost protection.
- External control device connection.



DIMENSIONS

Measurements [in]					
A	A2	H	H2	H3	L
37 ¼"	20"	26"	8"	4"	36 ½"

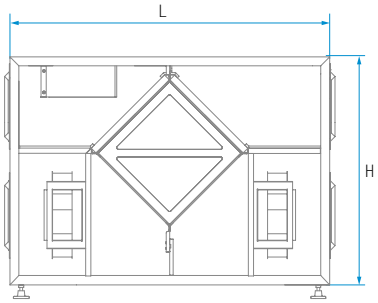

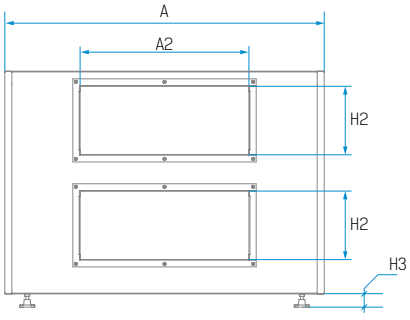

Tel: 888-640-0925
Fax: 513-268-4597

Sales@vents-us.com
Vents-US.com
400 Murray Rd,
Cincinnati, OH 45217

HARDI

2025-04

VENTS-US

PRODUCT SPECIFICATIONS

AIRLITE HRV 13 EC

HEAT RECOVERY VENTILATORS FOR COMMERCIAL APPLICATIONS

TECHNICAL DATA

Parameters	AIRLITE HRV 13 EC
Voltage [V / 60 Hz]	1 ~ 208
Unit power [W]	650
Unit current [A]	4.5
Minimum circuit Amps [MCA]	5.7
Maximum over current protection [MOP]	6.0
Sensible effectiveness @ max airflow [%]	61
Air flow @ ESP 0.4" WG [cfm]	760
Air flow max [cfm]	850
Transported air temperature [F]	-35 up to +140
Outer skin casing material	21 gauge galvanized steel
Insulation	1" mineral wool
Connected air duct size [in]	8×20
Weight net [lb]	179
Weight gross [lb]	313

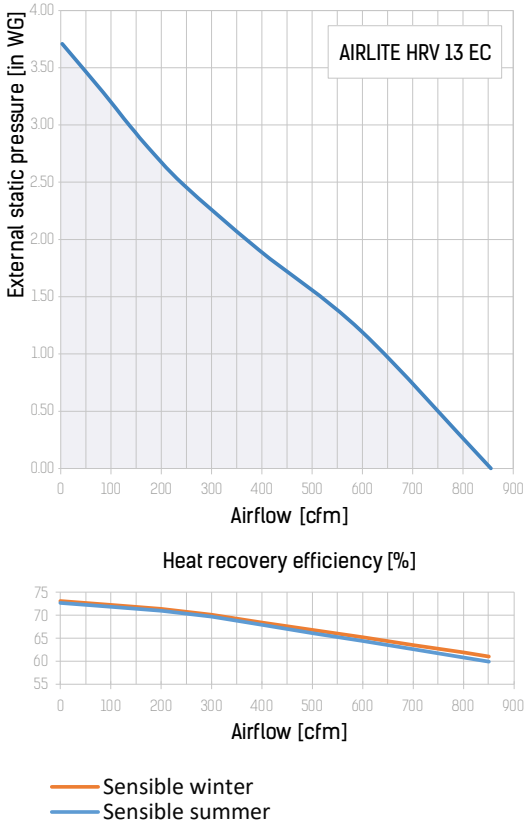

Accoustic Noise Power Chart (dBA) at unit ports		
Airflow	Fresh air to building port	Exhaust air from building port
760 CFM at 0.4 in. w.g.	73 dBA	73 dBA
300 CFM at 0.2 in. w.g.	56 dBA	56 dBA

Note: Efficiencies are based on AHRI standard conditions

	Summer mode			Winter mode		
	Outdoor Air	Return Air	Supply Air	Outdoor Air	Return Air	Supply Air
Standard Flow Rate CFM	760	760	760	760	760	760
Dry Bulb °F	95	75	82.8	35	70	57
Wet Bulb °F	78	63	75	33	58	44.9
Enthalpy (H) BTU/lb	41.5	28.6	38.6	12.2	25.1	17.6
Moisture Ratio (MR) gr/lb	117.3	66.7	118.1	24.4	52.6	24.7

Tel: 888-640-0925
Fax: 513-268-4597

Sales@vents-us.com
Vents-US.com
400 Murray Rd,
Cincinnati, OH 45217

HARDI

2025-04

AIRLITE HRV HRV 17 EC

PRODUCT SPECIFICATIONS

HEAT RECOVERY VENTILATORS FOR COMMERCIAL APPLICATIONS

TECHNICAL DATA

Parameters	AIRLITE HRV 17 EC
Voltage [V / 60 Hz]	1 ~ 208
Unit power [W]	940
Unit current [A]	10.5
Minimum circuit Amps [MCA]	13.2
Maximum over current protection [MOP]	13.8
Sensible effectiveness @ max airflow [%]	53
Air flow @ ESP 0.4" WG [cfm]	1220
Air flow max [cfm]	1360
Transported air temperature [F]	-35 up to +140
Outer skin casing material	21 gauge galvanized steel
Insulation	1" mineral wool
Connected air duct size [in]	8×20
Weight net [lb]	209
Weight gross [lb]	364

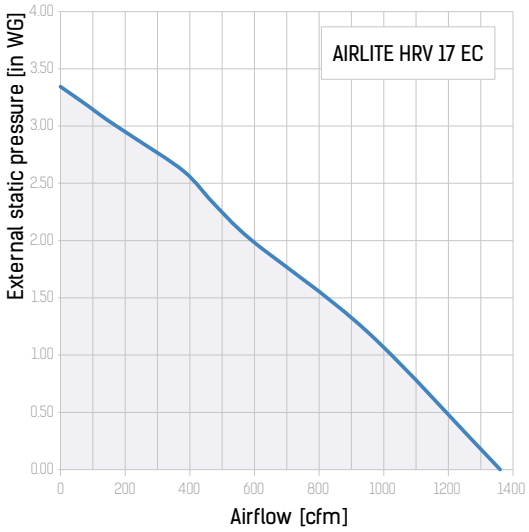

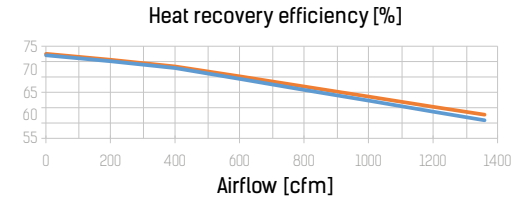

Accoustic Noise Power Chart (dBA) at unit ports		
Airflow	Fresh air to building port	Exhaust air from building port
1220 CFM at 0.4 in. w.g.	76 dBA	76 dBA
490 CFM at 0.2 in. w.g.	59 dBA	59 dBA

Note: Efficiencies are based on AHRI standard conditions

	Summer mode			Winter mode		
	Outdoor Air	Return Air	Supply Air	Outdoor Air	Return Air	Supply Air
Standard Flow Rate CFM	1220	1220	1220	1220	1220	1220
Dry Bulb °F	95	75	82.8	35	70	57
Wet Bulb °F	78	63	75	33	58	44.9
Enthalpy (H) BTU/lb	41.5	28.6	38.7	12.2	25.1	17.6
Moisture Ratio (MR) gr/lb	117.3	66.7	118.4	24.4	52.6	24.7

MODEL	QUANTITY	COMMENTS	PROJECT
			location:
			architect:
			engineer:
			contractor:
			submitted by:

Tel: 888-640-0925
Fax: 513-268-4597

Sales@vents-us.com
Vents-US.com
400 Murray Rd,
Cincinnati, OH 45217

2025-04