VENTS-US

PRODUCT SPECIFICATIONS

AIRLITE ERV 25 EC

ENERGY RECOVERY VENTILATORS FOR COMMERCIAL APPLICATIONS

CASING

Steel casing is covered with high quality multilayer aluminium and zinc alloy to prevent corrosion. The casing is equipped with a switch to turn the ventilator off when the service panel is opened. Service access from both left and right side. For outdoor installation the roof is necessary (optional).



ENERGY RECOVERY CORE

Unique enthalpy heat exchanger provides high-efficient heat & humidity recovery. No drain pan required.

FANS

The unit is equipped with supply and exhaust centrifugal fans featuring backward-curved blades and advanced EC (Electronically Commutated) motor technology. These fans deliver superior energy efficiency and precise speed control. They come with built-in thermal overheating protection and an automatic restart function, ensuring consistent and reliable performance. Additionally, both the electric motors and impellers are dynamically balanced to minimise noise and vibration, providing smooth and efficient.

DEFROST SYSTEM

Fan stop defrost system is activated when the outdoor temperature falls below 23° F (-5° C).

FILTER

Washable MERV 6 air filters in exhaust and supply air streams.
Filters MERV 8, MERV 13 optional.

ERV 25 EC

Additional Air Pressure Drop with optional filters			
Filter type	Airflow CFM		
	600	1000	1400
MERV 8	0,03	0,04	0,06
MERV 13	0,15	0,25	0,35

CONTROL

The unit incorporates an integrated automation and control system with following functions:

- Operation mode switch.
- Airflow balancing by supply and exhaust fan independent speed adjustment.
- Automatic recovery core frost protection.
- External control device connection.

DIMENSIONS

Measurements [in]					
A	A2	H	H2	H3	L
49"	30"	26"	8"	4"	36 ½"

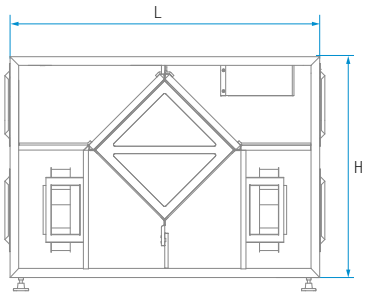

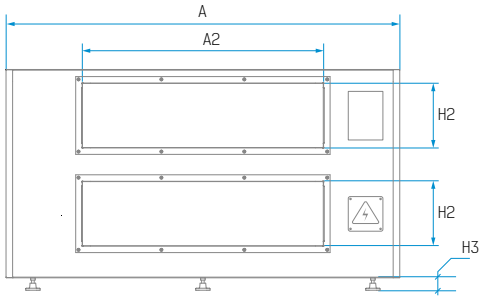

Tel: 888-640-0925
Fax: 513-268-4597

Sales@vents-us.com
Vents-US.com
400 Murray Rd,
Cincinnati, OH 45217

HARDI

2025-04

VENTS-US

PRODUCT SPECIFICATIONS

AIRLITE ERV 25 EC

ENERGY RECOVERY VENTILATORS FOR COMMERCIAL APPLICATIONS

TECHNICAL DATA

Parameters	AIRLITE ERV 25 EC
Voltage [V / 60 Hz]	1 ~ 208
Unit power [W]	1385
Unit current [A]	13.4
Minimum circuit Amps [MCA]	16.8
Maximum over current protection [MOP]	16.2
Sensible effectiveness @ max airflow [%]	55
Air flow @ ESP 0.4" WG [cfm]	1600
Air flow max [cfm]	1800
Transported air temperature [F]	-35 up to +140
Outer skin casing material	21 gauge galvanized steel
Insulation	1" mineral wool
Connected air duct size [in]	8×30
Weight net [lb]	276
Weight gross [lb]	419

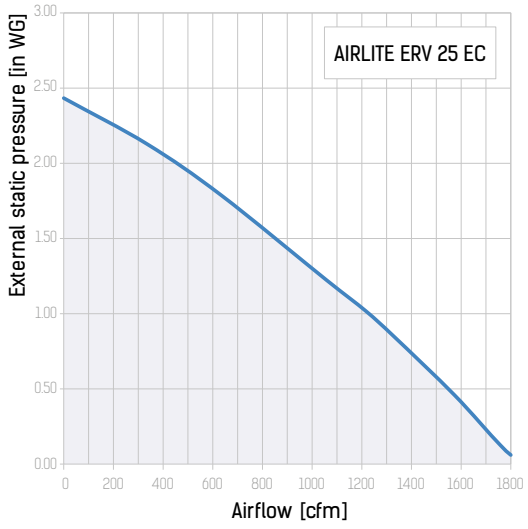

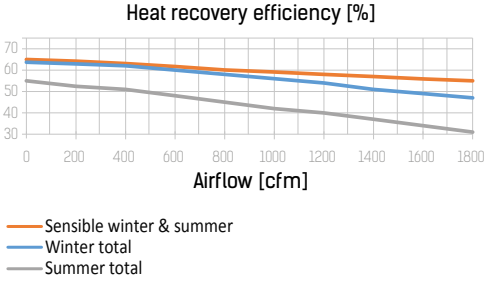

Accoustic Noise Power Chart (dBA) at unit ports		
Airflow	Fresh air to building port	Exhaust air from building port
1600 CFM at 0.4 in. w.g.	77 dBA	77 dBA
640 CFM at 0.2 in. w.g.	60 dBA	60 dBA

Note: Efficiencies are based on AHRI standard conditions

	Summer mode			Winter mode		
	Outdoor Air	Return Air	Supply Air	Outdoor Air	Return Air	Supply Air
Standard Flow Rate CFM	1600	1600	1600	1600	1600	1600
Dry Bulb °F	95	75	84.6	35	70	54.6
Wet Bulb °F	78	63	73.4	33	58	46.6
Enthalpy (H) BTU/lb	41.5	28.6	37.1	12.2	25.1	18.5
Moisture Ratio (MR)gr/lb	117.3	66.7	105.7	24.4	52.6	34.2

MODEL	QUANTITY	COMMENTS	PROJECT
			location:
			architect:
			engineer:
			contractor:
			submitted by:

Tel: 888-640-0925
Fax: 513-268-4597

Sales@vents-us.com
Vents-US.com
400 Murray Rd,
Cincinnati, OH 45217

HARDI

2025-04