ERV DR 120

Energy Recovery Ventilator

ERV DR 120 is a complete whole house ventilation system designed to bring a continuous supply of fresh air into the house while exhausting an equal amount of stale air.
Five year warranty.



Casing

- Steel casing is covered with high-quality multilayer aluminum and zinc alloy to prevent corrosion.
- The casing is equipped with a switch to turn the ventilator off when the service panel is opened.

Filter

- Washable MERV 6 air filters in exhaust and supply air streams.
- Optional supply: anti grease aluminum filter.

Fans

- The unit is equipped with supply and exhaust centrifugal fans with forward curved blades and built-in thermal overheating protection with automatic restart. The electric motors and impellers are dynamically balanced.

Energy Recovery Core

- Enthalpic core provides both heat&humidity recovery. For enthalpic core no drain required.



Defrost System

- Recirculation or only exhaust defrost modes are available.

Suitable for

- Bathroom / kitchen / apartments / cottages / small offices.

Constant Flow

- **ERV DR 120 CF** has an automatic constant air flow control function to keep the air flow in supply and exhaust air ducts constant even in case of variable air resistance.
- This function is provided with the integrated air flow control units. The electronic sensors convert the actual air flow to the analogue signal that is proportional to the air flow in the air duct. These signals are transmitted to the controller that controls the rotation speed of a respective fan in such a way that the actual rotations speed is equal to the set value.

Manual Balancing

- Manual balancing is a standard balancing system. Fan speed manually adjusted by operating on units controller (built-in control board with independent fan speed adjustment 0 %-100 %).

Control Board

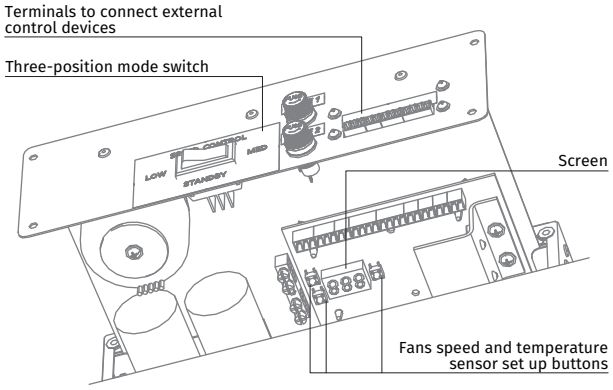

- The unit incorporates an integrated control system with following functions:
  - Operation mode switch.
  - Air flow balancing enabled by supply and exhaust fan independent speed adjustment from 0 to 100 % (percentage is displayed on built-in screen).
  - Automatic recovery core frost protection.
  - External control device connection (up to 5 at the same time).

MODEL	QUANTITY	COMMENTS	PROJECT
			location:
			architect:
			engineer:
			contractor:
			submitted by:

Dimensions

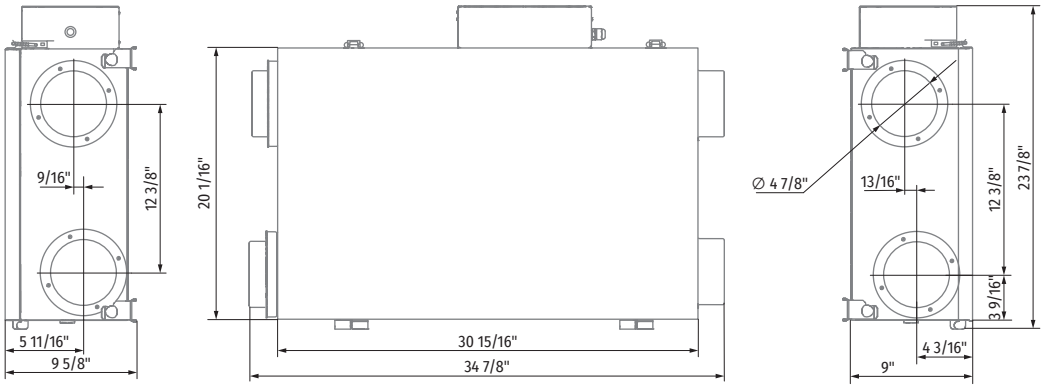

Technical Data

External Static Pressure		Net Supply Air Flow		Gross Air Flow				Power*
				Supply		Exhaust		
Pa	in WG	l/s	CFM	l/s	CFM	l/s	CFM	Watts
25	0.1	64	136	65	138	66	140	143
50	0.2	62	131	63	133	63	133	140
75	0.3	59	125	61	129	60	127	136
100	0.4	57	121	59	125	58	123	133
125	0.5	55	117	57	121	56	119	130
150	0.6	53	112	54	114	53	112	127
175	0.7	51	108	52	110	50	106	125
200	0.8	49	104	50	106	48	102	122
225	0.9	46	97	47	100	45	95	118
250	1	43	91	44	93	41	87	114

*-not HVI-certified

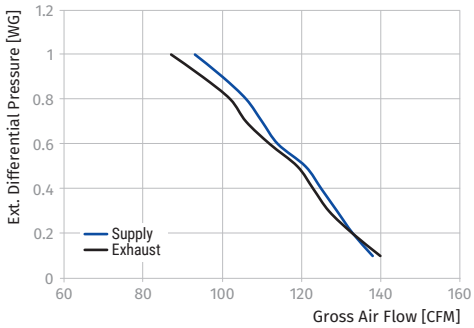

Energy Performance

Temp Mode	Supply Temp [°C]	Supply Temp [°F]	Net Air Flow [l/s]	Net Air Flow [CFM]	Watts	SRE	ASRE	Latent Recovery / Moisture Transfer	TRE	ATRE	VLTVR Supply	VLTVR Exhaust	Very Low Temp Air Flow Imbalance
Heating	0	32	24	51	64	68	76	0.66					
	-25	-13	25	51	97	50	54	0.46			29.3	15.2	83.7
Cooling	35	95	24	51	62			0.54	51	56			

Model	Volts	Max. Watts	Max. Amps
ERV DR 120	120 V, 60 Hz	143	1.3

