TT PRO 200 R1V



Mixed-flow inline fans

- Sound pressure level LpA at 3 m: 45
- Control: Built-in speed controller
- Impeller type: Mixed-flow
- Casing material: Polypropylene
- Installation in any position
- Cable with mains plug

	Unit of measurement	TT PRO 200 R1V	
Speed	-	1	2
Connected air duct size	mm	200	
Phases	-	1	
Maximum supply voltage	V	230	
Minimum supply voltage	V	230	
Power supply frequency	Hz	50/60	
Rated power	W	76	108
Unit current	A	0.34	0.48
Maximum airflow	m³/h	830	1040
Rotation speed at 50hz	-	1915	2380
Sound pressure level LpA at 3 m	dB(A)	39	45
Weight	kg	3.95	
Transported air temperature (max)	°C	60	
Ingress protection rating	-	IPX4	
Ingress protection rating of the drive	-	IPX4	
Impeller material	-	Plastic	

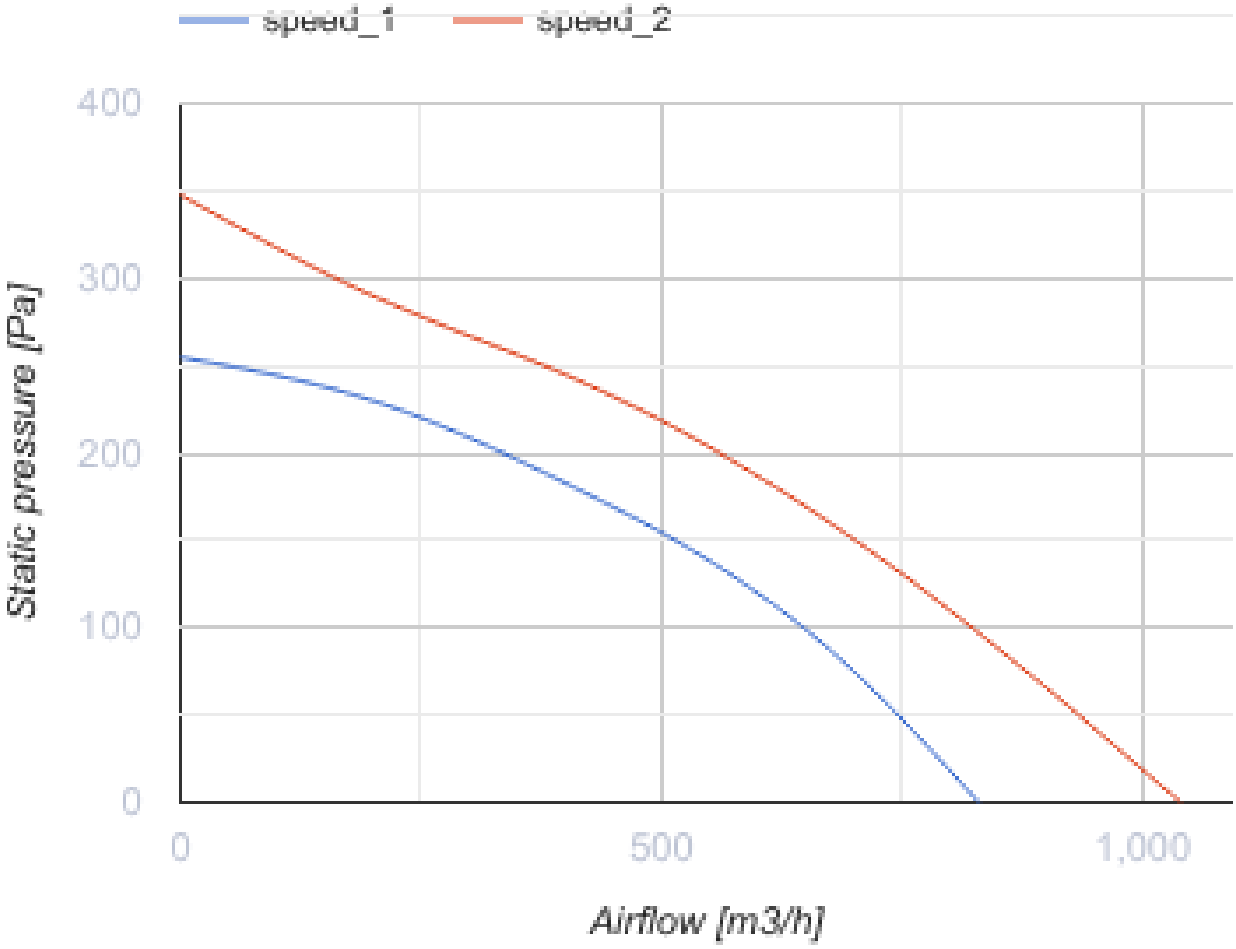
speed_1
speed_2
400
300
200
100
0
Static pressure [Pa]
0
500
1,000
Airflow [m3/h]

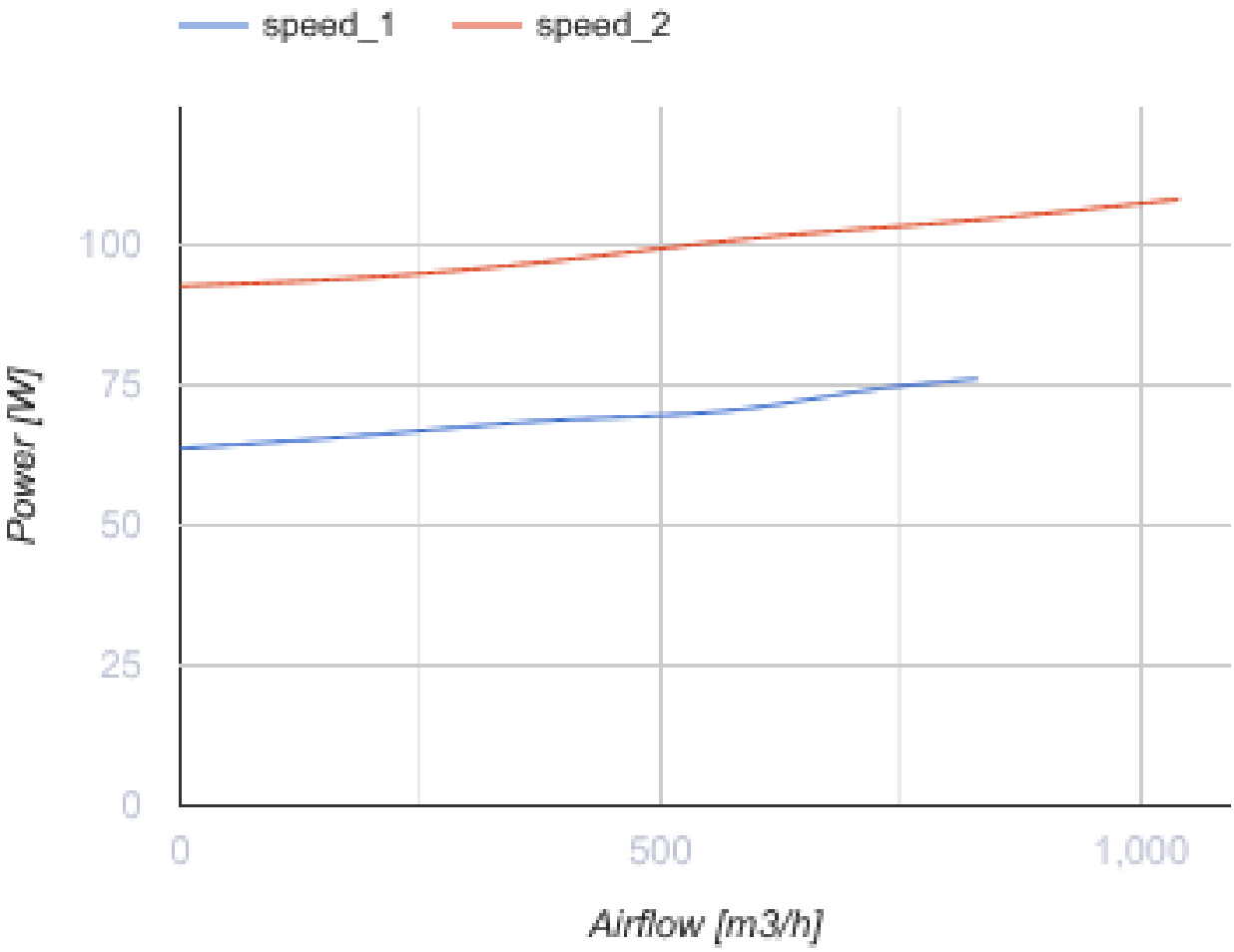

Dimensions

ØD	B	H	L
199	239	261	295.5

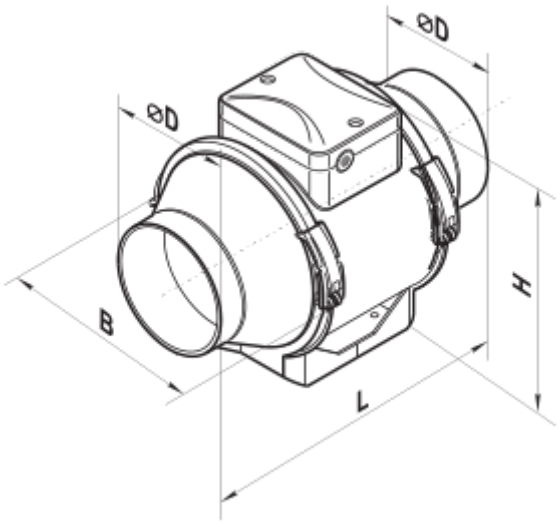

Accessories

For round ducts

Name	Photo	Description
SRF 200/600		Silencers made of aluminium alloy filled with non-combustible sound-absorbing material
SRF 200/900		Silencers made of aluminium alloy filled with non-combustible sound-absorbing material
SRF 200/2000		Silencers made of aluminium alloy filled with non-combustible sound-absorbing material
SRP 200/500		Silencers with an internal flexible air duct made of micro-perforated aluminium foil laminated with polyester film
SRP 200/600		Silencers with an internal flexible air duct made of micro-perforated aluminium foil laminated with polyester film
SRP 200/750		Silencers with an internal flexible air duct made of micro-perforated aluminium foil laminated with polyester film
SRP 200/900		Silencers with an internal flexible air duct made of micro-perforated aluminium foil laminated with polyester film
SRP 200/1200		Silencers with an internal flexible air duct made of micro-perforated aluminium foil laminated with polyester film
SRP 200/1500		Silencers with an internal flexible air duct made of micro-perforated aluminium foil laminated with polyester film
SRP 200/2000		Silencers with an internal flexible air duct made of micro-perforated aluminium foil laminated with polyester film

For round ducts

Name	Photo	Description
FB K2 200 G4/F8		Panel filters of a high purification level
FB K2 200 G4/C/F8		Panel filters of a high purification level

FB K2 200 G4/H13		Panel filters of a high purification level
FB K2 200 G4/C/H13		Panel filters of a high purification level
FB K2 200 ES		Panel electrostatic filters of a high purification level
FB K2 200 G4/F8 UV		Filter boxes with a high purification level and air disinfection
FB K2 200 G4/C/F8 UV		Filter boxes with a high purification level and air disinfection
FB K2 200 G4/H13 UV		Filter boxes with a high purification level and air disinfection
FB K2 200 G4/C/H13 UV		Filter boxes with a high purification level and air disinfection
FB K2 200 UV		Filter boxes with a high purification level and air disinfection
FB 200		Round panel air filters
FBV 200		Round panel air filters with a large filtration area
FBK 200-4		Round bag air filters
FBK 200-5		Round bag air filters
FBK 200-7		Round bag air filters

For round ducts

Name	Photo	Description
KOM 200		Backdraught damper with spring-loaded plates for shutting off air flow in round air ducts

KOM1 200		Backdraught gravity damper for shutting off air flow in round air ducts
KR 200		Air dampers for controlling air flow in round air ducts
KRV 200		Air dampers for automatic air flow control in round ducts

For round ducts

Name	Photo	Description
VVG 200		Flexible anti-vibration inserts for round ducts
VVGF 200		Flexible anti-vibration inserts with flanges for round air ducts

Water heaters

Name	Photo	Description
NKV 200-2		Inline water supply air heaters or heater for air handling units with a round cross-section

Electrical heaters

Name	Photo	Description
NK 200-2,0-1		Round electric inline heaters with round cross-section

Ecodesign

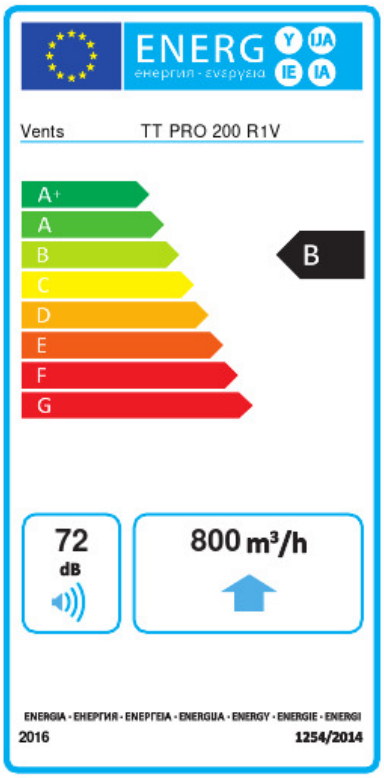

Trademark	Vents					
Model	TT PRO 200 R1V					
Specific energy consumption (SEC) (kWh/(m²/a))	Cold		Average		Warm	
	-53.6	A+	-26.5	B	-11	E
Type of ventilation unit	Unidirectional					
Type of drive installed	Variable speed					
Type of heat recovery system	None					
Maximum flow rate (m³/h)	800					
Electric power input (W)	108					
Reference flow rate (m³/s)	0.156					
Reference pressure difference (Pa)	50					
Specific power input (SPI) (W/(m³/h))	0.136					
Control typology	Local demand control					
Maximum external leakage rates (%)	2.7					
Declared typology	RVU UVU					
Sound power level (dB(A))	72					
The annual electricity consumption (AEC) (kWh/a)	Cold		Average		Warm	
	72		72		72	
The annual heating saved (AHS) (kWh/a)	Cold		Average		Warm	
	5536		2830		1280	